



Attenzione: Istruzioni di montaggio per barre in ferro.
Attention: Notices de montage pour barres de portage en fer.
Attention: Mounting instructions for bar-carriers made of iron.
Atencion: Instrucciones de montaje para barras portatodo en hierro.
Achtung: Montageanweisungen fuer lastentraeger aus eisen.
Attentie: Handleiding voor dakdragers gemaakt van ijzer.
Uwaga: Instrukcja montażu bagażników wykonanych ze stali.
Pozor: Navodila za montažo nosilcev prtljažnika - železnih.
 Szerelési utasítás acél tartórudakhoz.

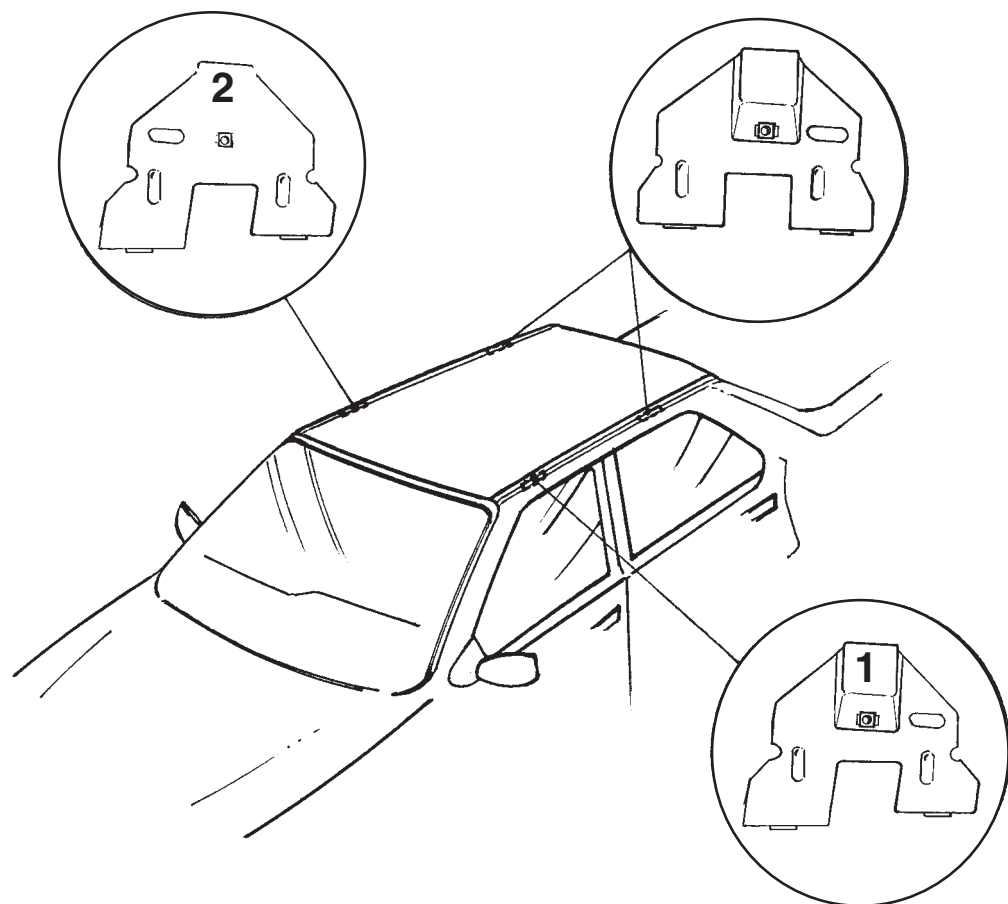


FIAT PUNTO II 5P (99->05)


1

MODELLI CON PREDISPOSIZIONE DELLA CASA AUTO:

CARS WITH PRE-EXISTING FIXING POINT FROM MANUFACTURER
 MODELOS CON PREDISPOSICION DEL FABRICANTE
 AUTOS MIT VOM HERSTELLER VORGESEHENE BEFESTIGUNGSPUNKTE
 VOITURES AVEC POINTS DE FIXAGE PREVUS PAR LE CONSTRUCTEUR
 AUTO'S MET DOOR DE FABRIKANT VOORZIENE MONTAGEPUNTEN
 FELHELYEZÉS GYÁRTÓ ÁLTAL KIJELÖLT PONTRA
 SAMOCHODY Z PRZEWDZIANYMI PUNKTAMI UMOCOWANIA
 MODELI Z PREDVIDENIM LEŽIŠ»EM S STRANI PROIZVAJALCA



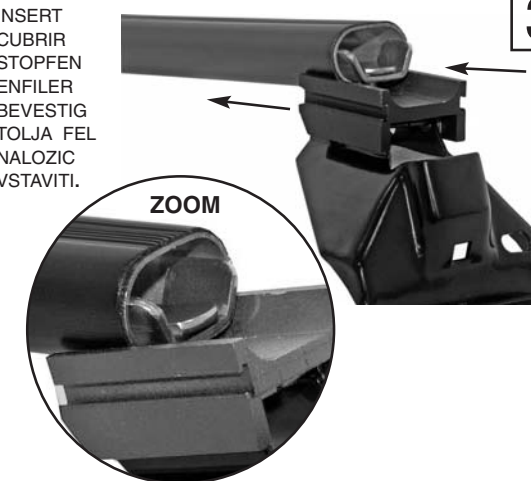
2



INSERIRE

INSERT
 CUBRIR
 STOPFEN
 ENFILER
 BEVESTIG
 TOLJA FEL
 NALOZIC
 VSTAVITI.

3

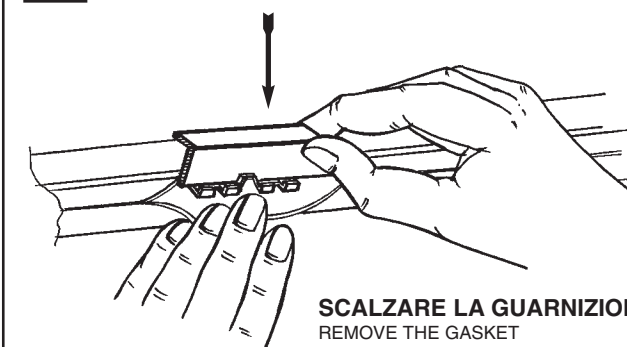


4



INSERIRE
 CUBRIR
 STOPFEN
 ENFILER
 BEVESTIG
 TOLJA FEL
 NALOZIC
 VSTAVITI.

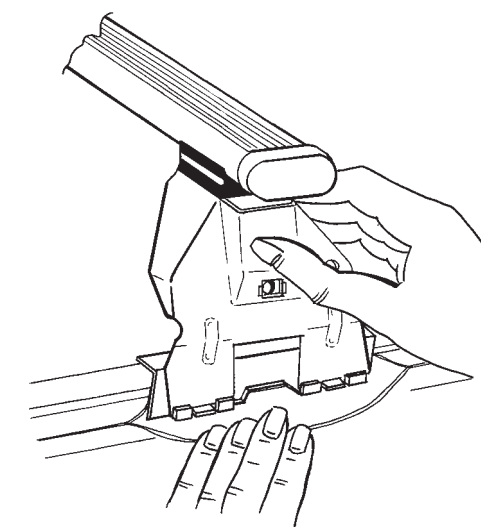
5



SCALZARE LA GUARNIZIONE

REMOVE THE GASKET
 QUITE LA MOLDURA
 DICHTUNG HERAUSZIEHEN
 OTER LA GUARNITURE
 PAKKUNG LOSMAKEN
 KIHAJTANI A TÖMITÖGUMIT
 WYCIAGNAC USZCZELKE
 ODMAKNITI TESNILO

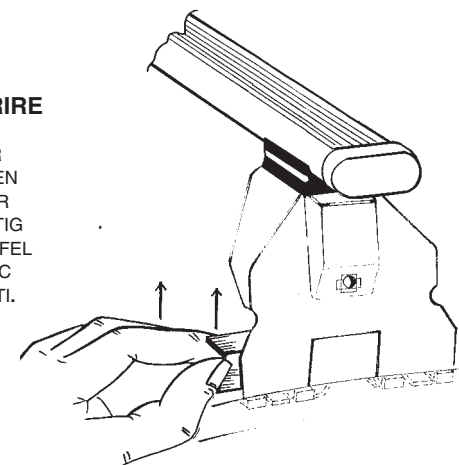
6



7

INSERIRE

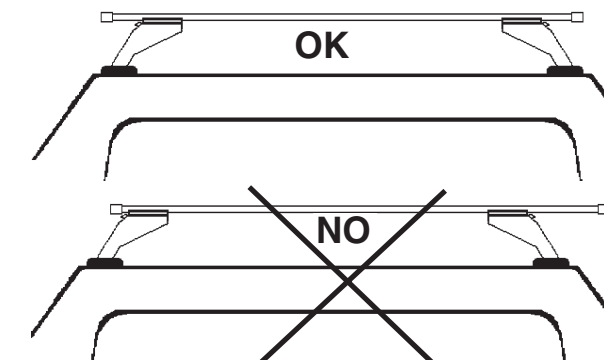
INSERT
 CUBRIR
 STOPFEN
 ENFILER
 BEVESTIG
 TOLJA FEL
 NALOZIC
 VSTAVITI.



8

CENTRARE IL P. TUTTO SUL TETTO

CENTRE THE UNIVERSAL BAR CARRIER ON THE ROOF
 CENTRAR EL PORTAEQUIPAJES SOBRE EL TECHO
 LASTENTRÄGER AUF DEM DACH ZENTRIEREN
 CENTRER LE TOIT AVEC LE PORTE-TOUT
 PLAATS DE UNIVERSELE DRAGERIN HET MIDDEN VAN HET DAK
 HELYEZZE KÖZÉPRE A RUDAKAT
 WYSRODKOWAC BAGAZNIK NA DACHU
 CENTRIRATI PRTLJAŽNIK NA STREHO



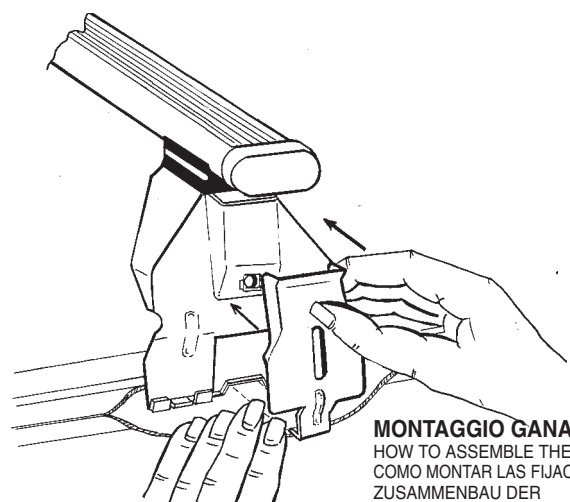
9



AVVITARE (A FONDO)

TO SCREW (DOWN)
APRETAR (A FONDO)
FESTSCHRAUBEN
VISSER (À FOND)
VASTSCHROEVEN
MEGHÚZNI
WKRECIC DO KONCA
PRIVITI (DO KONCA)

10



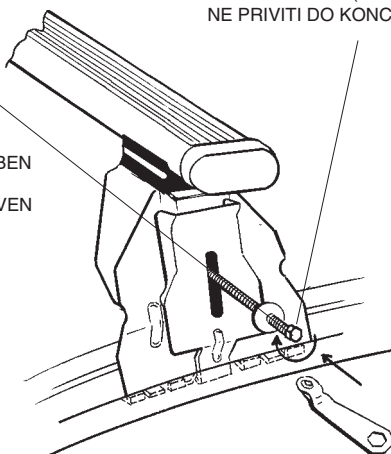
MONTAGGIO GANASCINE
HOW TO ASSEMBLE THE CLAMPS
COMO MONTAR LAS FIJACIONES
ZUSAMMENBAU DER
SPANNBACKEN
MONTAGE CROCHET
MONTAGE VAN DE KLEMMEN
RÖGZITŐ FÜLEK
MONTAZ SZCZEK MOCUJACYCH
MONTAŻA NAPENJALNIKA

11

NON AVVITARE (A FONDO)

NOT TO SCREW (DOWN)
NICHT FESTSCHRAUBEN
NE PAS VISSER (À FOND)
NE PRIVITI DO KONCA

AVVITARE
TO SCREW
APRETAR
FESTSCHRAUBEN
VISSER
VASTSCHROEVEN
MEGHÚZNI
WKRECIC
PRIVITI



12



INSERIRE
INSERT
CUBRIR
STOPFEN
ENFILER
BEVESTIG
TOLJA FEL
NALOZIC
VSTAVITI.

13



INSERIRE
INSERT
CUBRIR
STOPFEN
ENFILER
BEVESTIG
TOLJA FEL
NALOZIC
VSTAVITI.